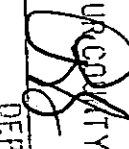



### SUMMARY OF PRECINCT RETURNS

I, the undersigned, the presiding officer of the canvassing authority for the Constitutional Amendment Election, held on the 5th day of November, 2019, Upshur County, Texas do hereby certify that the following is a total of all votes received by each measure as shown by the precinct returns. I further certify that the following vote totals include early voting votes by precinct received under Section 87.1231 of the Texas Election Code.

<b>State of Texas Proposition 1</b>	
For	1,405
Against	2,546
<b>State of Texas Proposition 2</b>	
For	2,244
Against	1,664
<b>State of Texas Proposition 3</b>	
For	3,270
Against	653
<b>State of Texas Proposition 4</b>	
For	3,518
Against	492
<b>State of Texas Proposition 5</b>	
For	3,391
Against	539
<b>State of Texas Proposition 6</b>	
For	2,341
Against	1,567
<b>State of Texas Proposition 7</b>	
For	2,717
Against	1,223
<b>State of Texas Proposition 8</b>	
For	2,692
Against	1,226
<b>State of Texas Proposition 9</b>	
For	2,269
Against	1,579
<b>State of Texas Proposition 10</b>	
For	3,688
Against	279

FILED  
 TERRI ROSS  
 COUNTY CLERK  
 2019 NOV 15 AM 11:10  
 UPSHUR COUNTY, TX.  
 BY  DEPUTY

DATED, this 15 day of NOV, 2019.




Presiding Officer

## CANVASS OF CONSTITUTIONAL AMENDMENT ELECTION

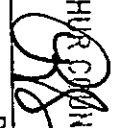
I, **TODD TEFTELLER**, County Judge of Upshur County, Texas, met with the Commissioner's Court of Upshur County, sitting as the canvassing board of the **NOVEMBER 5<sup>th</sup> 2019** **CONSTITUTIONAL AMENDMENT ELECTION** on November 15, 2019 to canvass the election returns.

I certify that the figures on the tally sheets correspond with the figures on the returns.

Witness my hand this 15 day of NOV, 2019.



(Presiding Officer of Canvassing Authority)

FILED  
TERRI ROSS  
COUNTY CLERK  
2019 NOV 15 AM 11:10  
BY   
UPSHUR COUNTY, TX.  
DEPUTY

**November 5, 2019 Canvass Report — Total Voters — Official  
UPSHUR COUNTY, TEXAS — CONSTITUTIONAL AMENDMENT ELECTION — November 05, 2019**

Total Number of Voters : 4,060 of 27,404 = 14.82%


Precincts Reporting 24 of 24 = 100.00%

**STATE OF TEXAS PROPOSITION 1**

Precinct	Absentee Ballots Cast	Early Ballots Cast	Election Ballots Cast	Total Ballots Cast	Registered Voters	Percent Turnout	For	Against	Totals
1 County	3	91	161	255	1744	14.62%	109	140	249
2 County	2	18	128	148	1001	14.79%	47	101	148
3 County	4	57	194	255	1555	16.40%	96	152	248
4 County	0	29	136	165	1198	13.77%	64	97	161
5 County	0	45	86	131	804	16.29%	34	94	128
6 County	3	32	203	238	1418	16.78%	66	163	229
7 County	6	46	265	317	2526	12.55%	106	201	307
8 County	0	50	87	137	995	13.77%	50	86	136
9 County	3	43	263	309	2039	15.15%	96	202	298
10 County	4	107	269	380	2375	16.00%	152	218	370
11 County	2	17	73	92	704	13.07%	31	59	90
12 County	4	80	118	202	1016	19.88%	73	126	199
13 County	3	36	98	137	940	14.57%	33	101	134
14 County	5	10	58	73	495	14.75%	24	47	71
15 County	4	99	188	291	1935	15.04%	84	201	285
16 County	0	12	185	197	1447	13.61%	85	109	194
17 County	9	110	153	272	2297	11.84%	116	151	267
18 County	1	26	50	77	684	11.26%	24	52	76
19 County	0	0	2	2	8	25.00%	1	1	2
20 County	0	14	14	28	113	24.78%	10	18	28
21 County	0	0	0	0	0	00.00%	0	0	0
1 UGISD	0	0	0	0	7	00.00%	0	0	0
2 UGISD	0	83	240	323	1890	17.09%	89	215	304
16 UGISD	0	9	22	31	213	14.55%	15	12	27
<b>Totals</b>	<b>53</b>	<b>1014</b>	<b>2993</b>	<b>4060</b>	<b>27404</b>		<b>1405</b>	<b>2546</b>	<b>3951</b>

FILED  
 TERRI ROSS  
 COUNTY CLERK  
 2019 NOV 15 AM 11:11  
 UPSHUR COUNTY, TX.  
 BY *[Signature]*  
 DEPUTY

I, Lory Harle, Elections Administrator, do hereby certify that the returns as shown on the official canvass report are true and correct.



*[Handwritten Signature]*

Lory Harle

*[Handwritten Date]*

Date

**November 5, 2019 Canvass Report — Total Voters — Official  
UPSHUR COUNTY, TEXAS — CONSTITUTIONAL AMENDMENT ELECTION — November 05, 2019**


Total Number of Voters : 4,060 of 27,404 = 14.82%

Precincts Reporting 24 of 24 = 100.00%

**STATE OF TEXAS PROPOSITION 2**

Precinct	Absentee Ballots Cast	Early Ballots Cast	Election Ballots Cast	Total Ballots Cast	Registered Voters	Percent Turnout	For	Against	Totals
1 County	3	91	161	255	1744	14.62%	153	95	248
2 County	2	18	128	148	1001	14.79%	78	69	147
3 County	4	57	194	255	1555	16.40%	144	103	247
4 County	0	29	136	165	1198	13.77%	97	63	160
5 County	0	45	86	131	804	16.29%	64	63	127
6 County	3	32	203	238	1418	16.78%	136	91	227
7 County	6	46	265	317	2526	12.55%	181	127	308
8 County	0	50	87	137	995	13.77%	80	55	135
9 County	3	43	263	309	2039	15.15%	147	154	301
10 County	4	107	269	380	2375	16.00%	203	162	365
11 County	2	17	73	92	704	13.07%	59	30	89
12 County	4	80	118	202	1016	19.88%	92	102	194
13 County	3	36	98	137	940	14.57%	75	55	130
14 County	5	10	58	73	495	14.75%	39	31	70
15 County	4	99	188	291	1935	15.04%	150	136	286
16 County	0	12	185	197	1447	13.61%	136	51	187
17 County	9	110	153	272	2297	11.84%	165	95	260
18 County	1	26	50	77	684	11.26%	38	36	74
19 County	0	0	2	2	8	25.00%	0	2	2
20 County	0	14	14	28	113	24.78%	15	13	28
21 County	0	0	0	0	0	00.00%	0	0	0
1 UGISD	0	0	0	0	7	00.00%	0	0	0
2 UGISD	0	83	240	323	1890	17.09%	167	128	295
16 UGISD	0	9	22	31	213	14.55%	25	3	28
<b>Totals</b>	<b>53</b>	<b>1014</b>	<b>2993</b>	<b>4060</b>	<b>27404</b>		<b>2244</b>	<b>1664</b>	<b>3908</b>

I, Lory Harle, Elections Administrator, do hereby certify that the returns as shown on the official canvass report are true and correct.



*Lory Harle*

Lory Harle

*11/14/19*

Date

**November 5, 2019 Canvass Report — Total Voters — Official  
UPSHUR COUNTY, TEXAS — CONSTITUTIONAL AMENDMENT ELECTION — November 05, 2019**


Total Number of Voters : 4,060 of 27,404 = 14.82%

Precincts Reporting 24 of 24 = 100.00%

**STATE OF TEXAS PROPOSITION 3**

Precinct	Absentee Ballots Cast	Early Ballots Cast	Election Ballots Cast	Total Ballots Cast	Registered Voters	Percent Turnout	For	Against	Totals
1 County	3	91	161	255	1744	14.62%	216	34	250
2 County	2	18	128	148	1001	14.79%	117	30	147
3 County	4	57	194	255	1555	16.40%	214	32	246
4 County	0	29	136	165	1198	13.77%	126	33	159
5 County	0	45	86	131	804	16.29%	100	30	130
6 County	3	32	203	238	1418	16.78%	193	36	229
7 County	6	46	265	317	2526	12.55%	254	51	305
8 County	0	50	87	137	995	13.77%	113	23	136
9 County	3	43	263	309	2039	15.15%	244	56	300
10 County	4	107	269	380	2375	16.00%	313	55	368
11 County	2	17	73	92	704	13.07%	77	13	90
12 County	4	80	118	202	1016	19.88%	160	36	196
13 County	3	36	98	137	940	14.57%	104	26	130
14 County	5	10	58	73	495	14.75%	57	13	70
15 County	4	99	188	291	1935	15.04%	221	62	283
16 County	0	12	185	197	1447	13.61%	168	25	193
17 County	9	110	153	272	2297	11.84%	224	36	260
18 County	1	26	50	77	684	11.26%	66	10	76
19 County	0	0	2	2	8	25.00%	1	1	2
20 County	0	14	14	28	113	24.78%	18	9	27
21 County	0	0	0	0	0	00.00%	0	0	0
1 UGISD	0	0	0	0	7	00.00%	0	0	0
2 UGISD	0	83	240	323	1890	17.09%	258	40	298
16 UGISD	0	9	22	31	213	14.55%	26	2	28
<b>Totals</b>	<b>53</b>	<b>1014</b>	<b>2993</b>	<b>4060</b>	<b>27404</b>		<b>3270</b>	<b>653</b>	<b>3923</b>

I, Lory Harle, Elections Administrator, do hereby certify that the returns as shown on the official canvass report are true and correct.



*Lory Harle*  
Lory Harle

11/14/19  
Date

**November 5, 2019 Canvass Report — Total Voters — Official  
UPSHUR COUNTY, TEXAS — CONSTITUTIONAL AMENDMENT ELECTION — November 05, 2019**


Total Number of Voters : 4,060 of 27,404 = 14.82%

Precincts Reporting 24 of 24 = 100.00%

**STATE OF TEXAS PROPOSITION 4**

Precinct	Absentee Ballots Cast	Early Ballots Cast	Election Ballots Cast	Total Ballots Cast	Registered Voters	Percent Turnout	For	Against	Totals
1 County	3	91	161	255	1744	14.62%	225	27	252
2 County	2	18	128	148	1001	14.79%	134	14	148
3 County	4	57	194	255	1555	16.40%	226	27	253
4 County	0	29	136	165	1198	13.77%	142	23	165
5 County	0	45	86	131	804	16.29%	105	26	131
6 County	3	32	203	238	1418	16.78%	211	23	234
7 County	6	46	265	317	2526	12.55%	268	48	316
8 County	0	50	87	137	995	13.77%	106	25	131
9 County	3	43	263	309	2039	15.15%	282	24	306
10 County	4	107	269	380	2375	16.00%	325	48	373
11 County	2	17	73	92	704	13.07%	78	14	92
12 County	4	80	118	202	1016	19.88%	178	24	202
13 County	3	36	98	137	940	14.57%	118	16	134
14 County	5	10	58	73	495	14.75%	57	16	73
15 County	4	99	188	291	1935	15.04%	259	30	289
16 County	0	12	185	197	1447	13.61%	172	24	196
17 County	9	110	153	272	2297	11.84%	233	37	270
18 County	1	26	50	77	684	11.26%	67	10	77
19 County	0	0	2	2	8	25.00%	1	1	2
20 County	0	14	14	28	113	24.78%	24	4	28
21 County	0	0	0	0	0	00.00%	0	0	0
1 UGISD	0	0	0	0	7	00.00%	0	0	0
2 UGISD	0	83	240	323	1890	17.09%	278	30	308
16 UGISD	0	9	22	31	213	14.55%	29	1	30
<b>Totals</b>	<b>53</b>	<b>1014</b>	<b>2993</b>	<b>4060</b>	<b>27404</b>		<b>3518</b>	<b>492</b>	<b>4010</b>

I, Lory Harle, Elections Administrator, do hereby certify that the returns as shown on the official canvass report are true and correct.



*Lory Harle*  
\_\_\_\_\_  
Lory Harle

*11/14/19*  
\_\_\_\_\_  
Date

**November 5, 2019 Canvass Report — Total Voters — Official  
UPSHUR COUNTY, TEXAS — CONSTITUTIONAL AMENDMENT ELECTION — November 05, 2019**


Total Number of Voters : 4,060 of 27,404 = 14.82%

Precincts Reporting 24 of 24 = 100.00%

**STATE OF TEXAS PROPOSITION 5**

Precinct	Absentee Ballots Cast	Early Ballots Cast	Election Ballots Cast	Total Ballots Cast	Registered Voters	Percent Turnout	For	Against	Totals
1 County	3	91	161	255	1744	14.62%	216	34	250
2 County	2	18	128	148	1001	14.79%	131	17	148
3 County	4	57	194	255	1555	16.40%	215	31	246
4 County	0	29	136	165	1198	13.77%	143	18	161
5 County	0	45	86	131	804	16.29%	102	25	127
6 County	3	32	203	238	1418	16.78%	202	28	230
7 County	6	46	265	317	2526	12.55%	269	36	305
8 County	0	50	87	137	995	13.77%	119	14	133
9 County	3	43	263	309	2039	15.15%	260	41	301
10 County	4	107	269	380	2375	16.00%	317	54	371
11 County	2	17	73	92	704	13.07%	73	15	88
12 County	4	80	118	202	1016	19.88%	161	37	198
13 County	3	36	98	137	940	14.57%	117	16	133
14 County	5	10	58	73	495	14.75%	56	15	71
15 County	4	99	188	291	1935	15.04%	231	51	282
16 County	0	12	185	197	1447	13.61%	165	24	189
17 County	9	110	153	272	2297	11.84%	235	29	264
18 County	1	26	50	77	684	11.26%	61	14	75
19 County	0	0	2	2	8	25.00%	1	1	2
20 County	0	14	14	28	113	24.78%	24	4	28
21 County	0	0	0	0	0	00.00%	0	0	0
1 UGISD	0	0	0	0	7	00.00%	0	0	0
2 UGISD	0	83	240	323	1890	17.09%	265	35	300
16 UGISD	0	9	22	31	213	14.55%	28	0	28
<b>Totals</b>	<b>53</b>	<b>1014</b>	<b>2993</b>	<b>4060</b>	<b>27404</b>		<b>3391</b>	<b>539</b>	<b>3930</b>

I, Lory Harle, Elections Administrator, do hereby certify that the returns as shown on the official canvass report are true and correct.



*Lory Harle*

Lory Harle

*11/14/19*

Date


**November 5, 2019 Canvass Report — Total Voters — Official  
 UPSHUR COUNTY, TEXAS — CONSTITUTIONAL AMENDMENT ELECTION — November 05, 2019**

Total Number of Voters : 4,060 of 27,404 = 14.82%

Precincts Reporting 24 of 24 = 100.00%

**STATE OF TEXAS PROPOSITION 6**

Precinct	Absentee Ballots Cast	Early Ballots Cast	Election Ballots Cast	Total Ballots Cast	Registered Voters	Percent Turnout	For	Against	Totals
1 County	3	91	161	255	1744	14.62%	150	96	246
2 County	2	18	128	148	1001	14.79%	77	70	147
3 County	4	57	194	255	1555	16.40%	144	106	250
4 County	0	29	136	165	1198	13.77%	105	57	162
5 County	0	45	86	131	804	16.29%	78	50	128
6 County	3	32	203	238	1418	16.78%	149	83	232
7 County	6	46	265	317	2526	12.55%	180	119	299
8 County	0	50	87	137	995	13.77%	78	53	131
9 County	3	43	263	309	2039	15.15%	151	147	298
10 County	4	107	269	380	2375	16.00%	206	160	366
11 County	2	17	73	92	704	13.07%	54	34	88
12 County	4	80	118	202	1016	19.88%	110	84	194
13 County	3	36	98	137	940	14.57%	80	51	131
14 County	5	10	58	73	495	14.75%	43	25	68
15 County	4	99	188	291	1935	15.04%	166	117	283
16 County	0	12	185	197	1447	13.61%	135	57	192
17 County	9	110	153	272	2297	11.84%	172	93	265
18 County	1	26	50	77	684	11.26%	42	33	75
19 County	0	0	2	2	8	25.00%	0	2	2
20 County	0	14	14	28	113	24.78%	14	14	28
21 County	0	0	0	0	0	00.00%	0	0	0
1 UGISD	0	0	0	0	7	00.00%	0	0	0
2 UGISD	0	83	240	323	1890	17.09%	186	109	295
16 UGISD	0	9	22	31	213	14.55%	21	7	28
<b>Totals</b>	<b>53</b>	<b>1014</b>	<b>2993</b>	<b>4060</b>	<b>27404</b>		<b>2341</b>	<b>1567</b>	<b>3908</b>



I, Lory Harle, Elections Administrator, do hereby certify that the returns as shown on the official canvass report are true and correct.

*Lory Harle*

Lory Harle

*11/14/19*

Date




**November 5, 2019 Canvass Report — Total Voters — Official**  
**UPSHUR COUNTY, TEXAS — CONSTITUTIONAL AMENDMENT ELECTION — November 05, 2019**

Total Number of Voters : 4,060 of 27,404 = 14.82%

Precincts Reporting 24 of 24 = 100.00%

**STATE OF TEXAS PROPOSITION 7**

Precinct	Absentee Ballots Cast	Early Ballots Cast	Election Ballots Cast	Total Ballots Cast	Registered Voters	Percent Turnout	For	Against	Totals
1 County	3	91	161	255	1744	14.62%	173	76	249
2 County	2	18	128	148	1001	14.79%	95	53	148
3 County	4	57	194	255	1555	16.40%	158	90	248
4 County	0	29	136	165	1198	13.77%	103	60	163
5 County	0	45	86	131	804	16.29%	74	52	126
6 County	3	32	203	238	1418	16.78%	164	69	233
7 County	6	46	265	317	2526	12.55%	216	90	306
8 County	0	50	87	137	995	13.77%	94	39	133
9 County	3	43	263	309	2039	15.15%	194	105	299
10 County	4	107	269	380	2375	16.00%	244	126	370
11 County	2	17	73	92	704	13.07%	66	23	89
12 County	4	80	118	202	1016	19.88%	135	61	196
13 County	3	36	98	137	940	14.57%	89	45	134
14 County	5	10	58	73	495	14.75%	46	24	70
15 County	4	99	188	291	1935	15.04%	197	88	285
16 County	0	12	185	197	1447	13.61%	148	44	192
17 County	9	110	153	272	2297	11.84%	201	65	266
18 County	1	26	50	77	684	11.26%	55	20	75
19 County	0	0	2	2	8	25.00%	1	1	2
20 County	0	14	14	28	113	24.78%	15	13	28
21 County	0	0	0	0	0	00.00%	0	0	0
1 UGISD	0	0	0	0	7	00.00%	0	0	0
2 UGISD	0	83	240	323	1890	17.09%	223	76	299
16 UGISD	0	9	22	31	213	14.55%	26	3	29
<b>Totals</b>	<b>53</b>	<b>1014</b>	<b>2993</b>	<b>4060</b>	<b>27404</b>		<b>2717</b>	<b>1223</b>	<b>3940</b>



I, Lory Harle, Elections Administrator, do hereby certify that the returns as shown on the official canvass report are true and correct.

*Lory Harle*

Lory Harle

*11/14/19*

Date

**November 5, 2019 Canvass Report — Total Voters — Official  
UPSHUR COUNTY, TEXAS — CONSTITUTIONAL AMENDMENT ELECTION — November 05, 2019**

Total Number of Voters : 4,060 of 27,404 = 14.82%

Precincts Reporting 24 of 24 = 100.00%

**STATE OF TEXAS PROPOSITION 8**

Precinct	Absentee Ballots Cast	Early Ballots Cast	Election Ballots Cast	Total Ballots Cast	Registered Voters	Percent Turnout	For	Against	Totals
1 County	3	91	161	255	1744	14.62%	186	66	252
2 County	2	18	128	148	1001	14.79%	95	52	147
3 County	4	57	194	255	1555	16.40%	176	72	248
4 County	0	29	136	165	1198	13.77%	113	49	162
5 County	0	45	86	131	804	16.29%	78	49	127
6 County	3	32	203	238	1418	16.78%	154	75	229
7 County	6	46	265	317	2526	12.55%	222	81	303
8 County	0	50	87	137	995	13.77%	95	39	134
9 County	3	43	263	309	2039	15.15%	188	113	301
10 County	4	107	269	380	2375	16.00%	239	129	368
11 County	2	17	73	92	704	13.07%	66	22	88
12 County	4	80	118	202	1016	19.88%	121	76	197
13 County	3	36	98	137	940	14.57%	86	45	131
14 County	5	10	58	73	495	14.75%	45	22	67
15 County	4	99	188	291	1935	15.04%	170	113	283
16 County	0	12	185	197	1447	13.61%	151	37	188
17 County	9	110	153	272	2297	11.84%	189	75	264
18 County	1	26	50	77	684	11.26%	56	19	75
19 County	0	0	2	2	8	25.00%	1	1	2
20 County	0	14	14	28	113	24.78%	14	14	28
21 County	0	0	0	0	0	00.00%	0	0	0
1 UGISD	0	0	0	0	7	00.00%	0	0	0
2 UGISD	0	83	240	323	1890	17.09%	222	75	297
16 UGISD	0	9	22	31	213	14.55%	25	2	27
<b>Totals</b>	<b>53</b>	<b>1014</b>	<b>2993</b>	<b>4060</b>	<b>27404</b>		<b>2692</b>	<b>1226</b>	<b>3918</b>

I, Lory Harle, Elections Administrator, do hereby certify that the returns as shown on the official canvass report are true and correct.



*Lory Harle*

Lory Harle

*11/14/19*

Date

**November 5, 2019 Canvass Report — Total Voters — Official  
UPSHUR COUNTY, TEXAS — CONSTITUTIONAL AMENDMENT ELECTION — November 05, 2019**

Total Number of Voters : 4,060 of 27,404 = 14.82%

Precincts Reporting 24 of 24 = 100.00%

**STATE OF TEXAS PROPOSITION 9**

Precinct	Absentee Ballots Cast	Early Ballots Cast	Election Ballots Cast	Total Ballots Cast	Registered Voters	Percent Turnout	For	Against	Totals
1 County	3	91	161	255	1744	14.62%	141	105	246
2 County	2	18	128	148	1001	14.79%	84	61	145
3 County	4	57	194	255	1555	16.40%	155	89	244
4 County	0	29	136	165	1198	13.77%	87	71	158
5 County	0	45	86	131	804	16.29%	54	70	124
6 County	3	32	203	238	1418	16.78%	124	102	226
7 County	6	46	265	317	2526	12.55%	188	115	303
8 County	0	50	87	137	995	13.77%	73	59	132
9 County	3	43	263	309	2039	15.15%	184	111	295
10 County	4	107	269	380	2375	16.00%	204	154	358
11 County	2	17	73	92	704	13.07%	53	34	87
12 County	4	80	118	202	1016	19.88%	124	69	193
13 County	3	36	98	137	940	14.57%	67	62	129
14 County	5	10	58	73	495	14.75%	34	34	68
15 County	4	99	188	291	1935	15.04%	164	116	280
16 County	0	12	185	197	1447	13.61%	111	69	180
17 County	9	110	153	272	2297	11.84%	157	104	261
18 County	1	26	50	77	684	11.26%	40	34	74
19 County	0	0	2	2	8	25.00%	1	1	2
20 County	0	14	14	28	113	24.78%	15	13	28
21 County	0	0	0	0	0	00.00%	0	0	0
1 UGISD	0	0	0	0	7	00.00%	0	0	0
2 UGISD	0	83	240	323	1890	17.09%	186	103	289
16 UGISD	0	9	22	31	213	14.55%	23	3	26
<b>Totals</b>	<b>53</b>	<b>1014</b>	<b>2993</b>	<b>4060</b>	<b>27404</b>		<b>2269</b>	<b>1579</b>	<b>3848</b>



I, Lory Harle, Elections Administrator, do hereby certify that the returns as shown on the official canvass report are true and correct.

*Lory Harle*  
Lory Harle

11/14/19  
Date


**November 5, 2019 Canvass Report — Total Voters — Official  
UPSHUR COUNTY, TEXAS — CONSTITUTIONAL AMENDMENT ELECTION — November 05, 2019**

Total Number of Voters : 4,060 of 27,404 = 14.82%


Precincts Reporting 24 of 24 = 100.00%


**STATE OF TEXAS PROPOSITION 10**

Precinct	Absentee Ballots Cast	Early Ballots Cast	Election Ballots Cast	Total Ballots Cast	Registered Voters	Percent Turnout	For	Against	Totals
1 County	3	91	161	255	1744	14.62%	242	10	252
2 County	2	18	128	148	1001	14.79%	138	9	147
3 County	4	57	194	255	1555	16.40%	233	17	250
4 County	0	29	136	165	1198	13.77%	146	16	162
5 County	0	45	86	131	804	16.29%	114	15	129
6 County	3	32	203	238	1418	16.78%	216	15	231
7 County	6	46	265	317	2526	12.55%	279	26	305
8 County	0	50	87	137	995	13.77%	123	11	134
9 County	3	43	263	309	2039	15.15%	279	26	305
10 County	4	107	269	380	2375	16.00%	341	30	371
11 County	2	17	73	92	704	13.07%	84	5	89
12 County	4	80	118	202	1016	19.88%	181	19	200
13 County	3	36	98	137	940	14.57%	129	7	136
14 County	5	10	58	73	495	14.75%	63	7	70
15 County	4	99	188	291	1935	15.04%	273	14	287
16 County	0	12	185	197	1447	13.61%	180	12	192
17 County	9	110	153	272	2297	11.84%	249	19	268
18 County	1	26	50	77	684	11.26%	74	3	77
19 County	0	0	2	2	8	25.00%	2	0	2
20 County	0	14	14	28	113	24.78%	23	5	28
21 County	0	0	0	0	0	00.00%	0	0	0
1 UGISD	0	0	0	0	7	00.00%	0	0	0
2 UGISD	0	83	240	323	1890	17.09%	291	11	302
16 UGISD	0	9	22	31	213	14.55%	28	2	30
<b>Totals</b>	<b>53</b>	<b>1014</b>	<b>2993</b>	<b>4060</b>	<b>27404</b>		<b>3688</b>	<b>279</b>	<b>3967</b>

**FILED**  
**TERRI ROSS**  
 COUNTY CLERK  
 2019 NOV 15 AM 11:11  
 UPSHUR COUNTY, TX.  
 BY  DEPUTY

I, Lory Harle, Elections Administrator, do hereby certify that the returns as shown on the official canvass report are true and correct.



  
 Lory Harle

11/14/19  
 Date